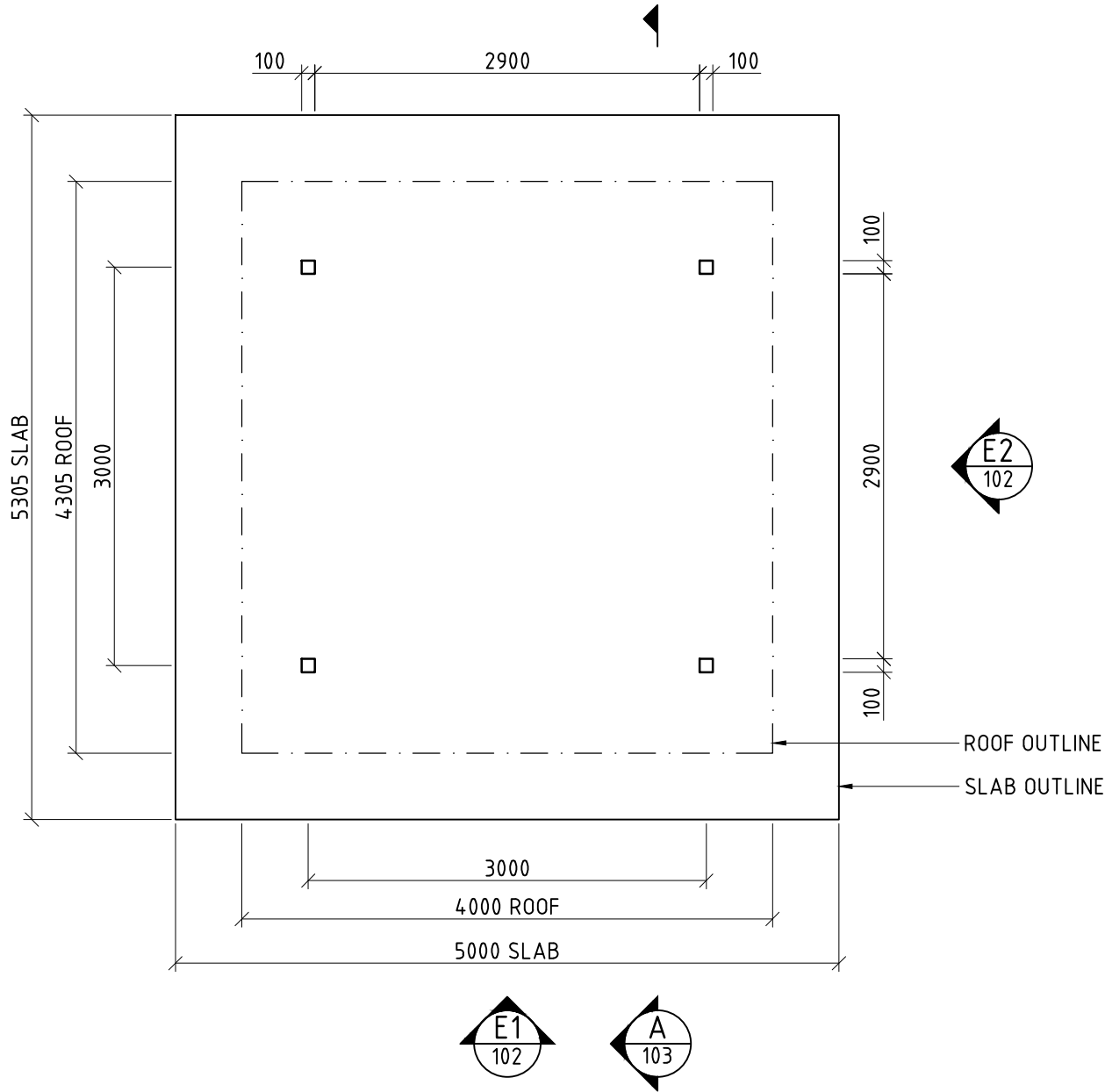


ALL DIMENSIONS IN MILLIMETRES - DO NOT SCALE



PLAN
SCALE (1:50)

GENERAL NOTES:

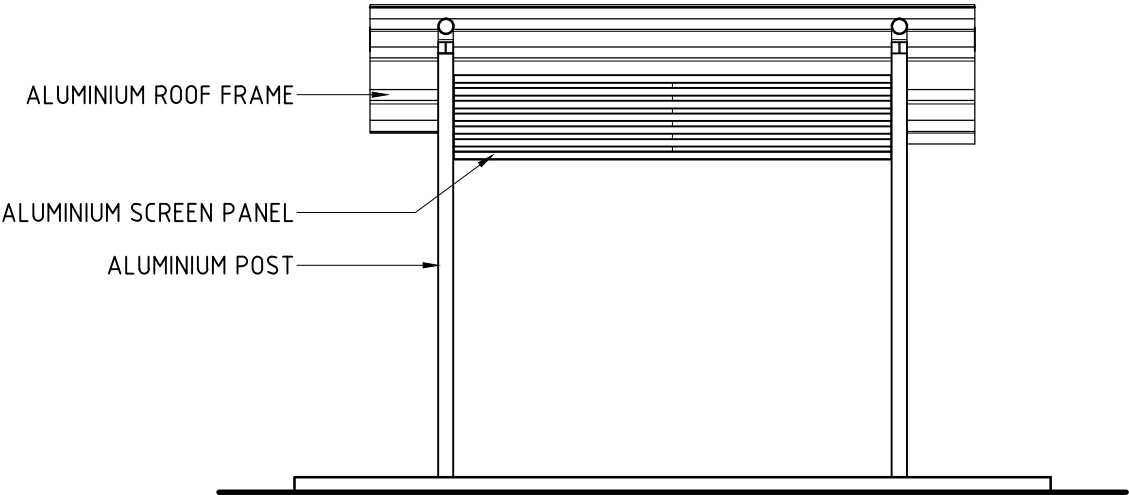
- G1. DURING CONSTRUCTION THE STRUCTURE SHALL BE MAINTAINED IN A STABLE CONDITION AND NO PART SHALL BE OVER STRESSED.
- G2. PRIOR TO COMMENCEMENT OF WORKS THE BUILDER SHALL SATISFY THEMSELVES OF THE CORRECT LOCATIONS OF ALL EXISTING SERVICES WHETHER INDICATED OR NOT ON THE PLANS.
- G3. LOCATING OF THE STRUCTURE, INCLUDING CO-ORDINATES IF APPLICABLE, IS THE RESPONSIBILITY OF THE CLIENT AND/OR THE CLIENT'S SITE REPRESENTATIVE.
- G4. STRUCTURE HAS BEEN DESIGNED IN ACCORDANCE TO THE FOLLOWING AUSTRALIAN STANDARDS:
- AS1170.1, AS1170.2, AS1720.1, AS3600 AND AS4100, AS1664.
- G5. STRUCTURE IS SUITABLE FOR N3 AREAS AND HAS BEEN DESIGNED WITH AN AVERAGE RECCURRANCE INTERVAL OF 100 YEARS.
- G6. SITE COVERAGE IS 17.22m² (ROOF AREA).
- G7. THE FOOTING HAS BEEN DESIGNED ASSUMING:
- SITE CLASS S OR M
- ALLOWABLE SOIL BEARING CAPACITY OF 100kPa
- SOIL ADHESION OF 10kPa
(TO BE VERIFIED ON SITE).
- G8. FOR SLABS ON GROUND, ALL TOPSOIL AND UPPER STRATA CONTAINING SOFT OR ORGANIC MATTER ARE TO BE REMOVED AND REPLACED WITH SELECT COMPACTED FILL.
- G9. ALL FILL TO BE CLEAN, PLACED IN LAYERS NOT EXCEEDING 200mm AND COMPACTED TO 95% STANDARD COMPACTION.
- G10. EARTHWORKS SHALL BE CARRIED OUT IN ACCORDANCE WITH CRITERIA AND PROCEDURES SET OUT IN AS3798 *GUIDELINES ON EARTHWORKS FOR COMMERCIAL AND RESIDENTIAL DEVELOPMENTS*.

CLIENTS DESIGN APPROVAL

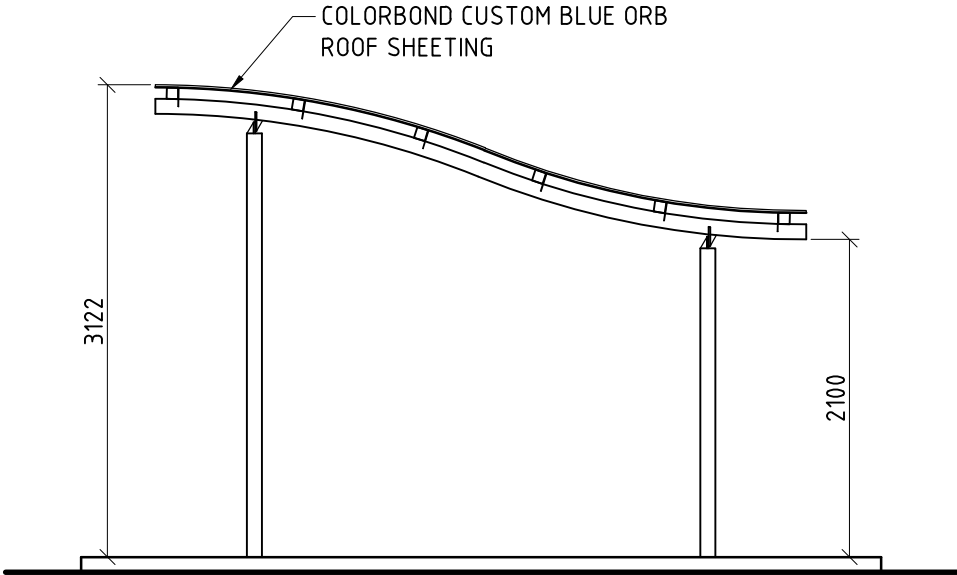
APPROVED	DATE:
----------	-------

REVISION			DATE:	DRAWN BY.	<div>© LANDMARK PRODUCTS LIMITED</div> <div>THIS DOCUMENT IS AND SHALL REMAIN THE PROPERTY OF LANDMARK PRODUCTS LIMITED. UNAUTHORISED USE OF THIS DOCUMENT IN ANY FORM IS PROHIBITED.</div>	<div><div>Landmark</div><div>Enhancing Open Space Environments</div></div> <div>Landmark Products Limited. PH: 1300 768 230 A.B.N. 99 112 000 843 FAX: 1300 768 260 55-57 Kabi Circuit, Deception Bay P.O. Box 603, Deception Bay www.landmarkpro.com.au Queensland 4508 landmark@landmarkpro.com.au</div>	CLIENT NAME	PROJECT No.	PAGE
6	-	-	-	-			LANDMARK PRODUCTS LTD	-	A3
5	-	-	-	-			PROJECT	DATE:	DRAWN
4	-	-	-	-				15/06/2012	AJL
3	-	-	-	-			STD K646 "AVALON" SHELTER - W41, AP, AR, IG, SS	DRAWING No.	SCALE
2	-	-	-	-				K6464A*A*IS*	NOTE
1	-	-	-	-	CHECKED BY:	DATE:	DRAWING TITLE	SHEET No.	REV.
							BA - PLAN	101	0

ALL DIMENSIONS IN MILLIMETRES - DO NOT SCALE



ELEVATION E1
SCALE (1:50) 101



ELEVATION E2
SCALE (1:50) 101

CLIENTS DESIGN APPROVAL

APPROVED DATE:

REVISION			DATE:	DRAWN BY.	<div>© LANDMARK PRODUCTS LIMITED</div> <div>THIS DOCUMENT IS AND SHALL REMAIN THE PROPERTY OF LANDMARK PRODUCTS LIMITED. UNAUTHORISED USE OF THIS DOCUMENT IN ANY FORM IS PROHIBITED.</div>	<div><div>Landmark</div><div>Enhancing Open Space Environments</div></div> <div>Landmark Products Limited. PH: 1300 768 230 A.B.N. 99 112 000 843 FAX: 1300 768 260 55-57 Kabi Circuit, Deception Bay P.O. Box 603, Deception Bay www.landmarkpro.com.au Queensland 4508 landmark@landmarkpro.com.au</div>	CLIENT NAME	PROJECT No.	PAGE
6	-	-	-	-			LANDMARK PRODUCTS LTD	-	A3
5	-	-	-	-			PROJECT	DATE:	DRAWN
4	-	-	-	-				15/06/2012	AJL
3	-	-	-	-			STD K646 "AVALON" SHELTER - W41, AP, AR, IG, SS	DRAWING No.	SCALE
2	-	-	-	-				K6464A*A*IS*	NOTE
1	-	-	-	-	CHECKED BY:	DATE:	DRAWING TITLE	SHEET No.	REV.
							BA - ELEVATIONS	102	0