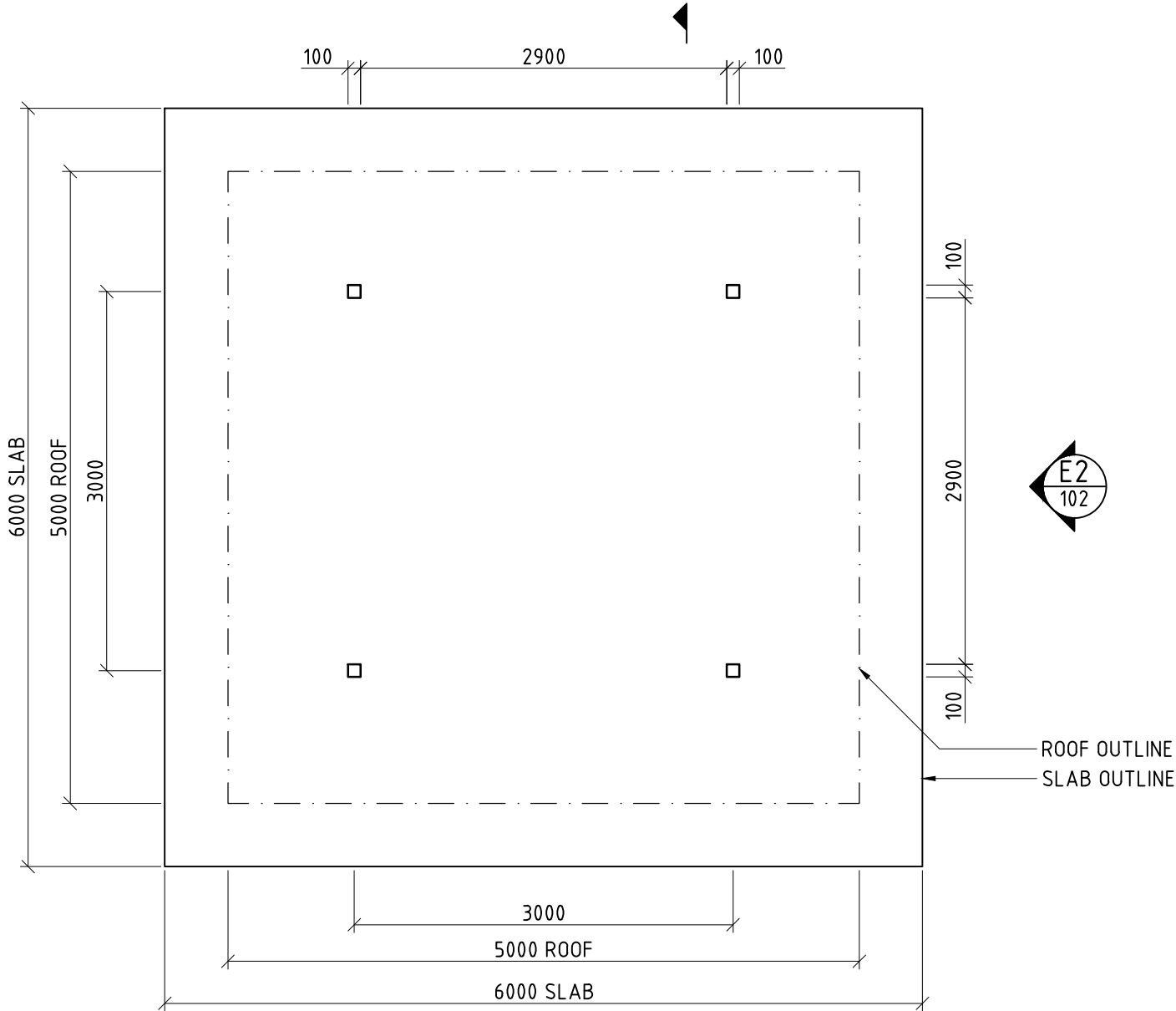
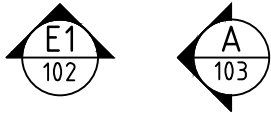


ALL DIMENSIONS IN MILLIMETRES - DO NOT SCALE



GENERAL NOTES:

- G1. DURING CONSTRUCTION THE STRUCTURE SHALL BE MAINTAINED IN A STABLE CONDITION AND NO PART SHALL BE OVER STRESSED.
- G2. PRIOR TO COMMENCEMENT OF WORKS THE BUILDER SHALL SATISFY THEMSELVES OF THE CORRECT LOCATIONS OF ALL EXISTING SERVICES WHETHER INDICATED OR NOT ON THE PLANS.
- G3. LOCATING OF THE STRUCTURE, INCLUDING CO-ORDINATES IF APPLICABLE, IS THE RESPONSIBILITY OF THE CLIENT AND/OR THE CLIENT'S SITE REPRESENTATIVE.
- G4. STRUCTURE HAS BEEN DESIGNED IN ACCORDANCE TO THE FOLLOWING AUSTRALIAN STANDARDS:
 - AS1170.1, AS1170.2, AS1720.1, AS3600 AND AS4100, AS1664.
- G5. STRUCTURE IS SUITABLE FOR N3 AREAS AND HAS BEEN DESIGNED WITH AN AVERAGE RECURRENCE INTERVAL OF 100 YEARS.
- G6. SITE COVERAGE IS 25.00m² (ROOF AREA).
- G7. THE FOOTING HAS BEEN DESIGNED ASSUMING:
 - SITE CLASS S OR M
 - ALLOWABLE SOIL BEARING CAPACITY OF 100kPa
 - SOIL ADHESION OF 10kPa(TO BE VERIFIED ON SITE).
- G8. FOR SLABS ON GROUND, ALL TOPSOIL AND UPPER STRATA CONTAINING SOFT OR ORGANIC MATTER ARE TO BE REMOVED AND REPLACED WITH SELECT COMPACTED FILL.
- G9. ALL FILL TO BE CLEAN, PLACED IN LAYERS NOT EXCEEDING 200mm AND COMPACTED TO 95% STANDARD COMPACTION.
- G10. EARTHWORKS SHALL BE CARRIED OUT IN ACCORDANCE WITH CRITERIA AND PROCEDURES SET OUT IN AS3798 *GUIDELINES ON EARTHWORKS FOR COMMERCIAL AND RESIDENTIAL DEVELOPMENTS*.



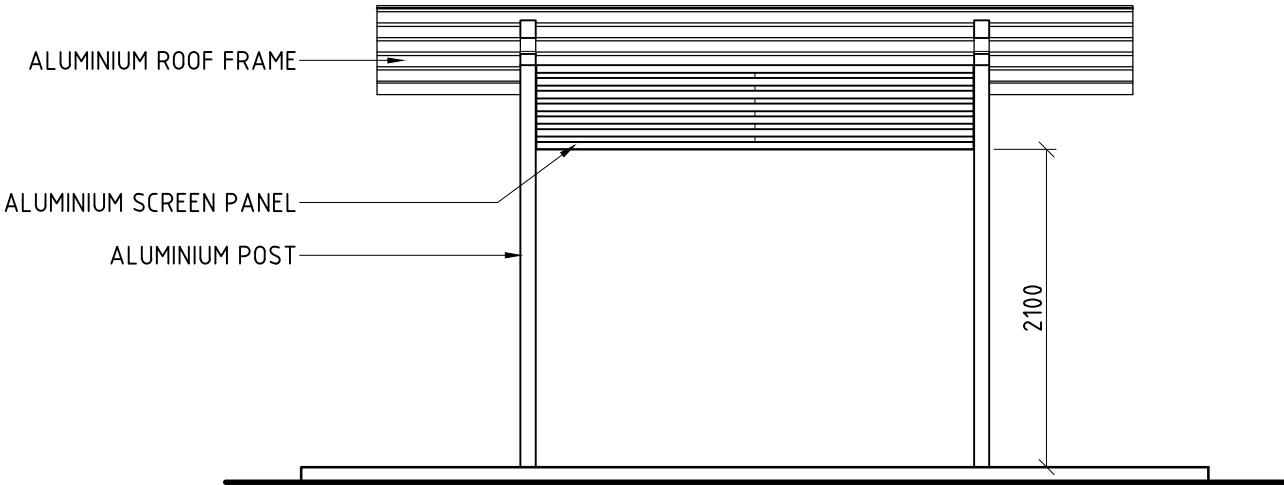
PLAN
SCALE (1:50)

CLIENTS DESIGN APPROVAL

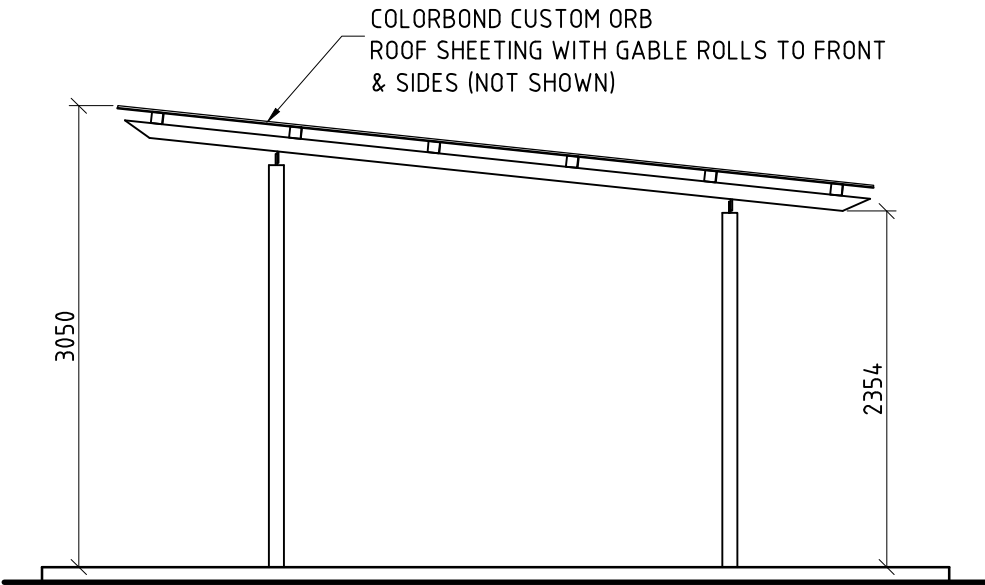
APPROVED	DATE:
----------	-------

REVISION			DATE:	DRAWN BY:	<div>© LANDMARK PRODUCTS LIMITED</div> <div>THIS DOCUMENT IS AND SHALL REMAIN THE PROPERTY OF LANDMARK PRODUCTS LIMITED. UNAUTHORISED USE OF THIS DOCUMENT IN ANY FORM IS PROHIBITED.</div>	<div><div>Landmark</div><div>Enhancing Open Space Environments</div></div> <div>Landmark Products Limited. PH: 1300 768 230 A.B.N. 99 112 000 843 FAX: 1300 768 260 55-57 Kabi Circuit, Deception Bay P.O. Box 603, Deception Bay www.landmarkpro.com.au Queensland 4508 landmark@landmarkpro.com.au</div>	CLIENT NAME	PROJECT No.	PAGE
6	-	-	-	-			LANDMARK PRODUCTS LTD	-	A3
5	-	-	-	-			PROJECT	DATE:	DRAWN
4	-	-	-	-			-	19/06/2012	AJL
3	-	-	-	-			STD K642 "AVALON" SHELTER - W41, AP, AR, IG, SS	DRAWING No.	SCALE
2	-	-	-	-			DRAWING TITLE	K6424A*A*IS*	NOTE
1	-	-	-	-	CHECKED BY:	DATE:	BA - PLAN	SHEET No.	REV.
								101	0

ALL DIMENSIONS IN MILLIMETRES - DO NOT SCALE



ELEVATION E1
SCALE (1:50)



ELEVATION E2
SCALE (1:50)

CLIENTS DESIGN APPROVAL

APPROVED DATE:

REVISION		DATE:	DRAWN BY.	<div>© LANDMARK PRODUCTS LIMITED</div> <div>THIS DOCUMENT IS AND SHALL REMAIN THE PROPERTY OF LANDMARK PRODUCTS LIMITED.</div> <div>UNAUTHORISED USE OF THIS DOCUMENT IN ANY FORM IS PROHIBITED.</div>	<div><div><div><div></div></div><div>Landmark</div><div>Enhancing Open Space Environments</div></div><div><div>Landmark Products Limited.</div><div>PH: 1300 768 230</div><div>A.B.N. 99 112 000 843</div><div>FAX: 1300 768 260</div><div>55-57 Kabi Circuit, Deception Bay</div><div>P.O. Box 603, Deception Bay</div><div>Queensland 4508</div><div>www.landmarkpro.com.au</div><div>landmark@landmarkpro.com.au</div></div></div>	CLIENT NAME	PROJECT	DRAWING TITLE	PROJECT No.	PAGE
6	-	-	-			LANDMARK PRODUCTS LTD	-	A3		
5	-	-	-			-	DATE: 19/06/2012	DRAWN AJL		
4	-	-	-			STD K642 "AVALON" SHELTER - W41, AP, AR, IG, SS	DRAWING No. K6424A*A*IS*	SCALE NOTE		
3	-	-	-				SHEET No. 102	REV. 0		
2	-	-	-			CHECKED BY:	DATE:			
1	-	-	-							