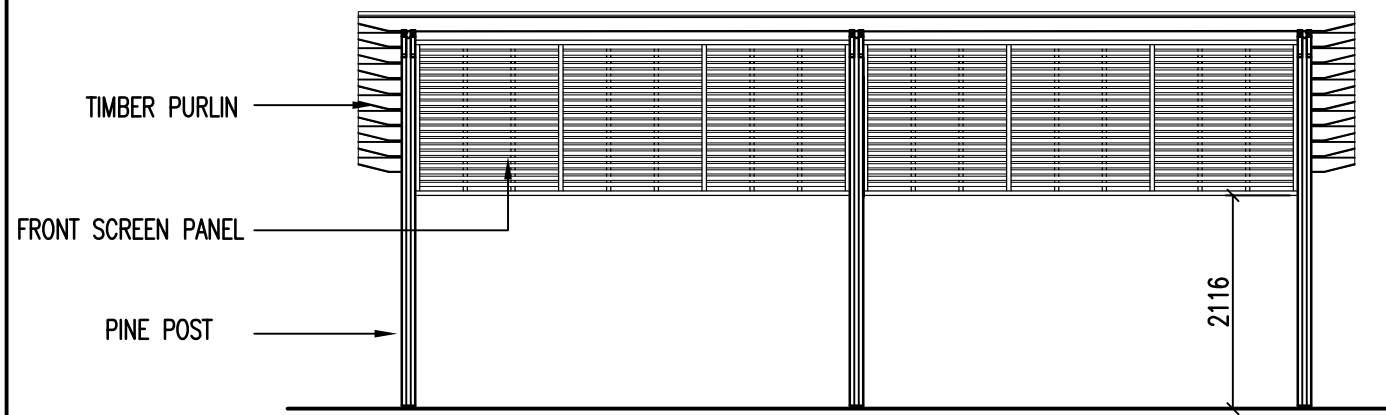
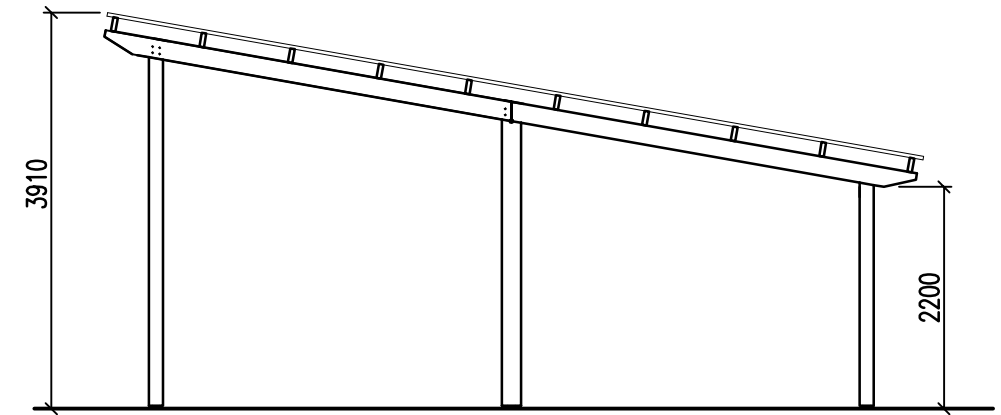


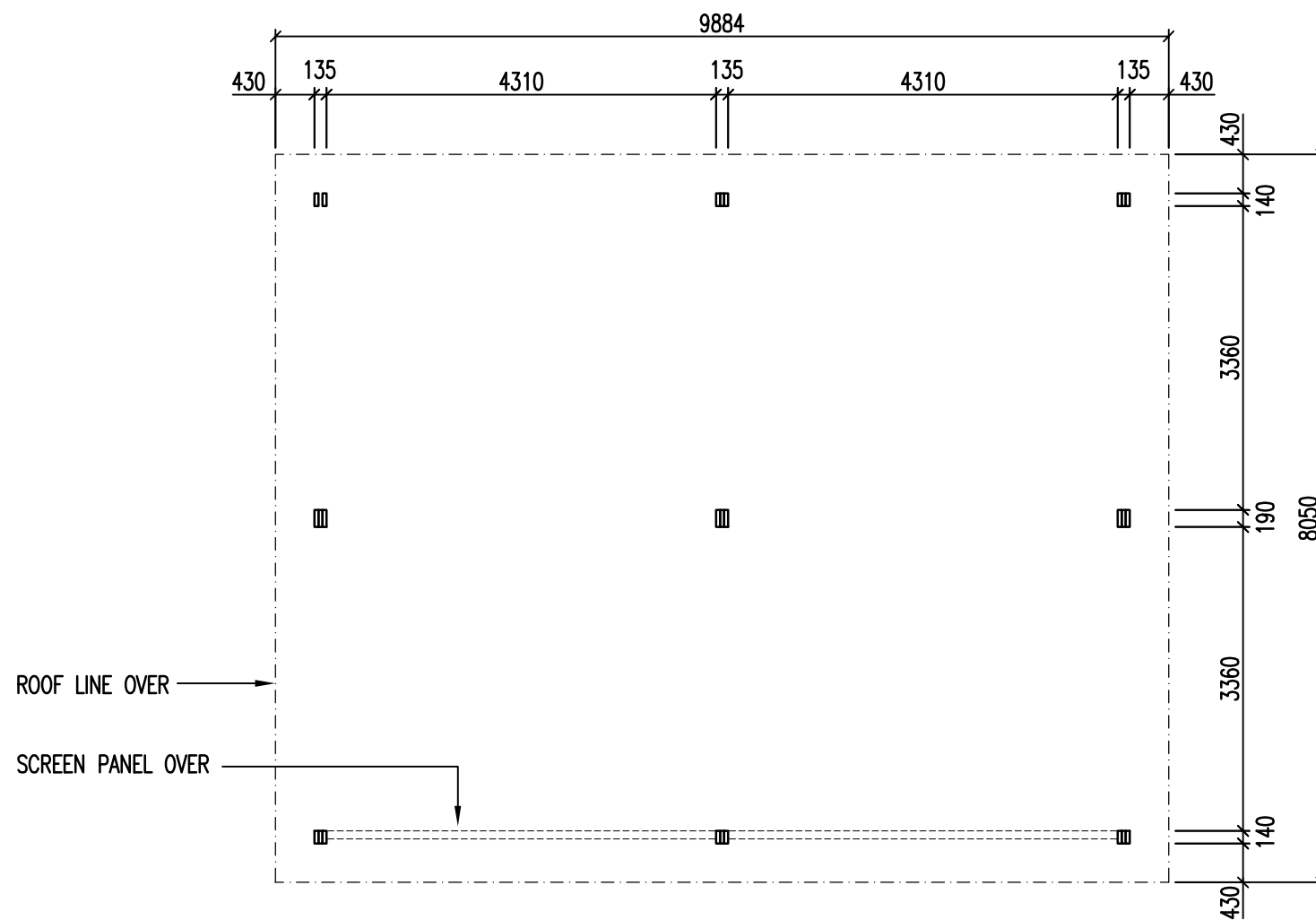
ALL DIMENSIONS IN MILLIMETRES - DO NOT SCALE



FRONT ELEVATION
(1:75)



SIDE ELEVATION
(1:75)



PLAN
(1:75)

GENERAL NOTES:

- G1. DURING CONSTRUCTION THE STRUCTURE SHALL BE MAINTAINED IN A STABLE CONDITION AND NO PART SHALL BE OVER STRESSED.
- G2. PRIOR TO COMMENCEMENT OF WORKS THE BUILDER SHALL SATISFY THEMSELVES OF THE CORRECT LOCATIONS OF ALL EXISTING SERVICES WHETHER INDICATED OR NOT ON THE PLANS.
- G3. LOCATING OF THE STRUCTURE, INCLUDING CO-ORDINATES IF APPLICABLE, IS THE RESPONSIBILITY OF THE CLIENT AND/OR THE CLIENT'S SITE REPRESENTATIVE.
- G4. STRUCTURE HAS BEEN DESIGNED IN ACCORDANCE TO THE FOLLOWING AUSTRALIAN STANDARDS:
- AS1170.1, AS1170.2, AS1720.1, AS3600 AND AS4100, AS1664.
- G5. STRUCTURE IS SUITABLE FOR N3 AREAS AND HAS BEEN DESIGNED WITH AN AVERAGE RECURRENCE INTERVAL OF 100 YEARS.
- G6. SITE COVERAGE IS 80m² (ROOF AREA).
- G7. THE FOOTING HAS BEEN DESIGNED ASSUMING:
- SITE CLASS S OR M
- ALLOWABLE SOIL BEARING CAPACITY OF 100kPa
- SOIL ADHESION OF 10kPa
(TO BE VERIFIED ON SITE).
- G8. FOR SLABS ON GROUND, ALL TOPSOIL AND UPPER STRATA CONTAINING SOFT OR ORGANIC MATTER ARE TO BE REMOVED AND REPLACED WITH SELECT COMPACTED FILL.
- G9. ALL FILL TO BE CLEAN, PLACED IN LAYERS NOT EXCEEDING 200mm AND COMPACTED TO 95% STANDARD COMPACTION.
- G10. EARTHWORKS SHALL BE CARRIED OUT IN ACCORDANCE WITH CRITERIA AND PROCEDURES SET OUT IN AS3798 *GUIDELINES ON EARTHWORKS FOR COMMERCIAL AND RESIDENTIAL DEVELOPMENTS*.

CLIENTS DESIGN APPROVAL

APPROVED	DATE:
----------	-------

REVISION	DATE:	DRAWN BY:
6	-	-
5	-	-
4	-	-
3	-	-
2	-	-
1	-	-

CHECKED BY:	DATE:
-------------	-------

© LANDMARK PRODUCTS LIMITED
THIS DOCUMENT IS AND SHALL REMAIN THE PROPERTY OF LANDMARK PRODUCTS LIMITED. UNAUTHORISED USE OF THIS DOCUMENT IN ANY FORM IS PROHIBITED.

Landmark
Enhancing Open Space Environments

Landmark Products Limited. PH: 1300 768 230
A.B.N. 99 112 000 843 FAX: 1300 768 260
55-57 Kabi Circuit, Deception Bay
P.O. Box 603, Deception Bay www.landmarkpro.com.au
Queensland 4508 landmark@landmarkpro.com.au

CLIENT NAME LANDMARK PRODUCTS	PROJECT No. -	PAGE A3
PROJECT -	DATE: 12-07-12	DRAWN PVT
DRAWING TITLE BA - PLAN AND ELEVATIONS	DRAWING No. K3084P*P*IG	SCALE NTD
	SHEET No. 101	REV. 0