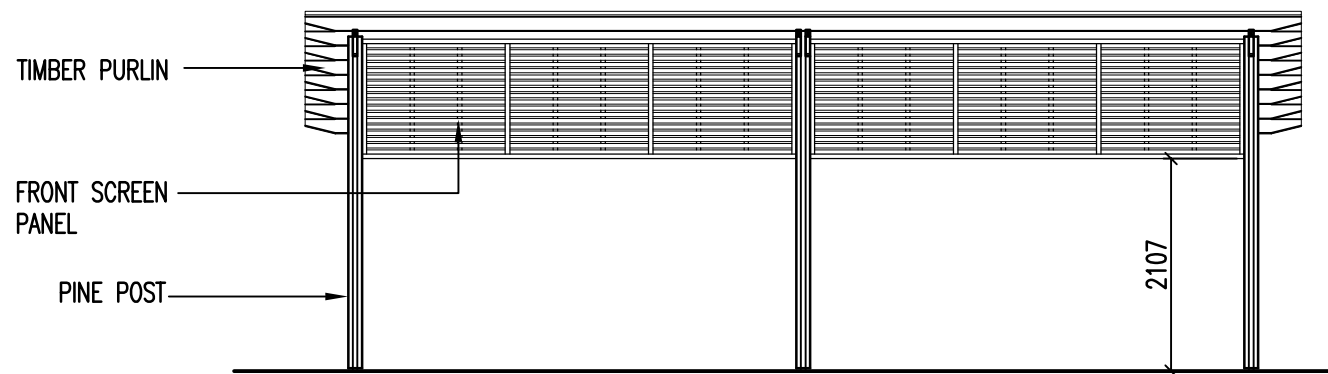
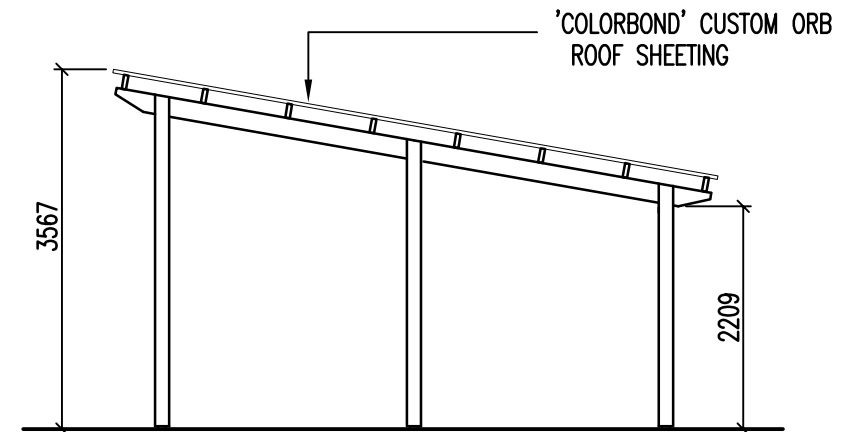


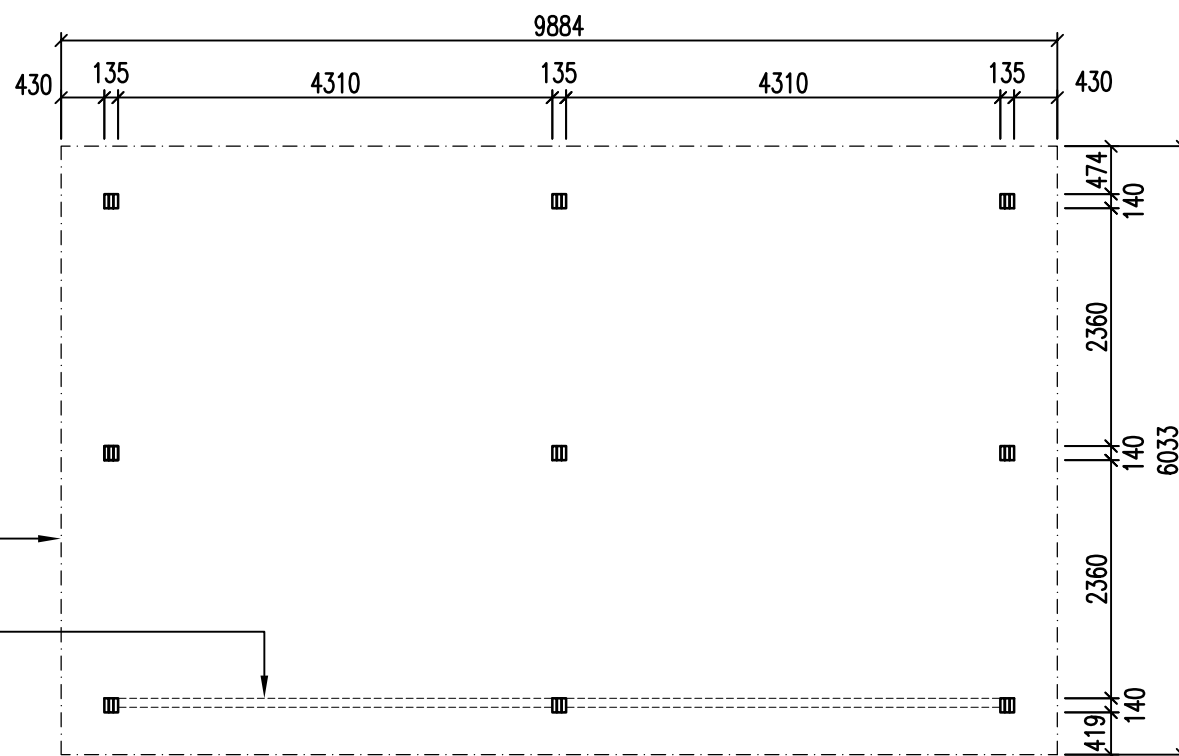
ALL DIMENSIONS IN MILLIMETRES - DO NOT SCALE



FRONT ELEVATION
(1:75)



SIDE ELEVATION
(1:75)



PLAN
(1:75)

GENERAL NOTES:

- G1. DURING CONSTRUCTION THE STRUCTURE SHALL BE MAINTAINED IN A STABLE CONDITION AND NO PART SHALL BE OVER STRESSED.
- G2. PRIOR TO COMMENCEMENT OF WORKS THE BUILDER SHALL SATISFY THEMSELVES OF THE CORRECT LOCATIONS OF ALL EXISTING SERVICES WHETHER INDICATED OR NOT ON THE PLANS.
- G3. LOCATING OF THE STRUCTURE, INCLUDING CO-ORDINATES IF APPLICABLE, IS THE RESPONSIBILITY OF THE CLIENT AND/OR THE CLIENT'S SITE REPRESENTATIVE.
- G4. STRUCTURE HAS BEEN DESIGNED IN ACCORDANCE TO THE FOLLOWING AUSTRALIAN STANDARDS:
 - AS1170.1, AS1170.2, AS1720.1, AS3600 AND AS4100, AS1664.
- G5. STRUCTURE IS SUITABLE FOR N3 AREAS AND HAS BEEN DESIGNED WITH AN ANNUAL RECURRENCE INTERVAL OF 100 YEARS.
- G6. SITE COVERAGE IS 60 m² (ROOF AREA).
- G7. THE FOOTING HAS BEEN DESIGNED ASSUMING:
 - SITE CLASS S OR M
 - ALLOWABLE SOIL BEARING CAPACITY OF 100kPa
 - SOIL ADHESION OF 10kPa
 (TO BE VERIFIED ON SITE).
- G8. FOR SLABS ON GROUND, ALL TOPSOIL AND UPPER STRATA CONTAINING SOFT OR ORGANIC MATTER ARE TO BE REMOVED AND REPLACED WITH SELECT COMPACTED FILL.
- G9. ALL FILL TO BE CLEAN, PLACED IN LAYERS NOT EXCEEDING 200mm AND COMPACTED TO 95% STANDARD COMPACTION.
- G10. EARTHWORKS SHALL BE CARRIED OUT IN ACCORDANCE WITH CRITERIA AND PROCEDURES SET OUT IN AS3798 *GUIDELINES ON EARTHWORKS FOR COMMERCIAL AND RESIDENTIAL DEVELOPMENTS.*

CLIENTS DESIGN APPROVAL

APPROVED	DATE:
----------	-------

REVISION	DATE:	DRAWN BY.	© LANDMARK PRODUCTS LIMITED THIS DOCUMENT IS AND SHALL REMAIN THE PROPERTY OF LANDMARK PRODUCTS LIMITED. UNAUTHORISED USE OF THIS DOCUMENT IN ANY FORM IS PROHIBITED.		CLIENT NAME	PROJECT No.	PAGE
6	-	-			LANDMARK PRODUCTS	-	A3
5	-	-			PROJECT	DATE:	DRAWN
4	-	-			K307 "PENINSULA" SHELTER-W41, TP, PINE ROOF, IG,GAL	06-07-12	PVT
3	-	-				DRAWING No.	SCALE
2	-	-			P.O. Box 603, Deception Bay Queensland 4508	K3074P*P*IG	NTD
1	-	-	www.landmarkpro.com.au landmark@landmarkpro.com.au	SHEET No.	REV.		
			CHECKED BY:	DATE:	BA - PLAN AND ELEVATIONS	101	0